

Generative Design


PROFF.C.SODDU and E.COLABELLA
STUDENT.WANPING ZHONG

Motto: 上善若水，为而不争。
The highest good is like water, benefits all things and does not compete with them.

Generative design is like water, water has endless variations, water changes the shapes with different containers, but it does not change the nature.

THREE ATTRIBUTES TRANSFORM ROUTES

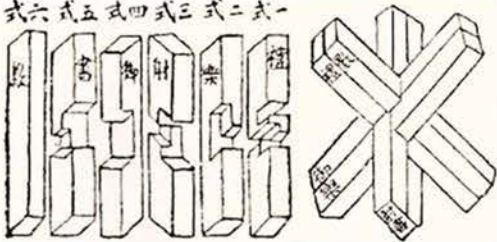
PURE.NATURAL.ORDERLY
纯粹的 自然的 有序的



PURE.NATURAL.ORDERLY
纯粹的 自然的 有序的



式六式五式四式三式二式一



PURE.NATURAL.ORDERLY
纯粹的 自然的 有序的

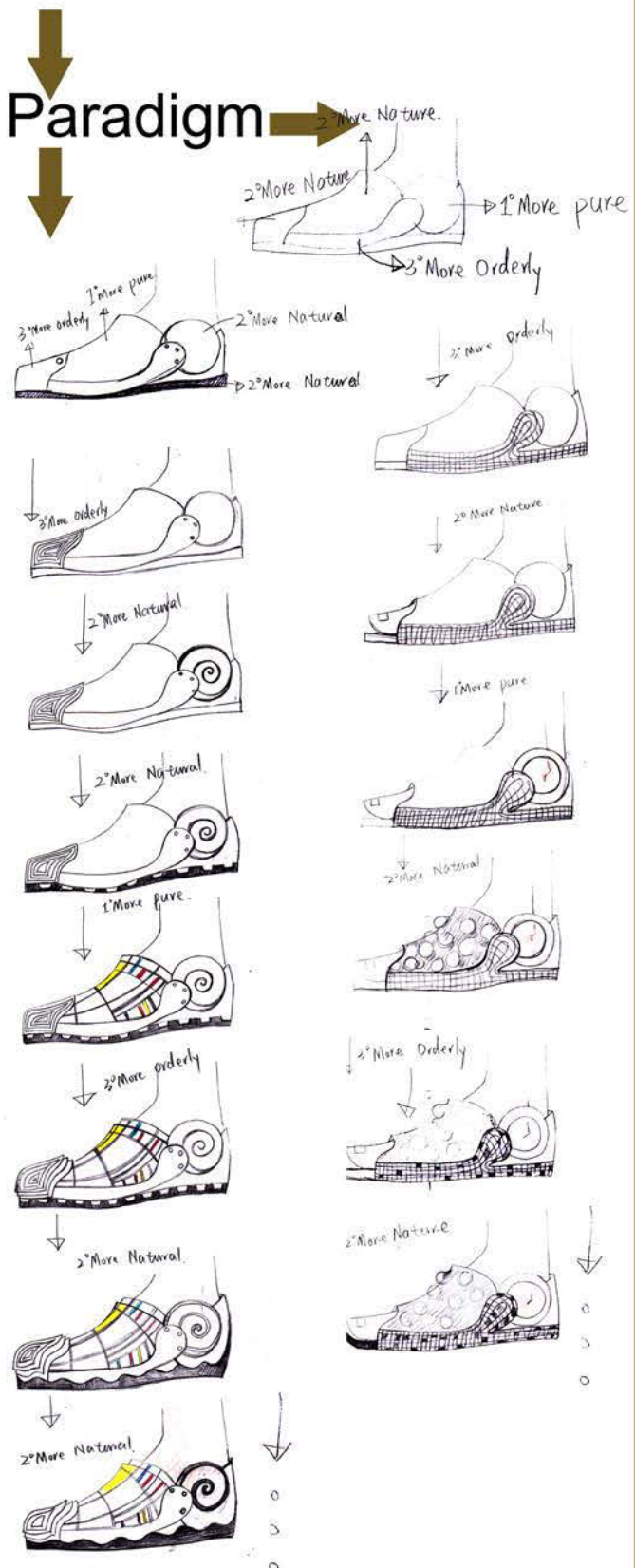


1.PURE 纯粹的			
Imagination Thinking Memory	What's it?	The reference features which attracted me	Transformation methods
(1)	Mondrian	Harmony and beauty, not monotonous, seemed to express the philosophy of life	Repeat squares dividing
(2)	A round necklace	The repeated integral geometry	Put the same shape in the same shape
(3)	A succinct dress	The silhouette effect & the same shape of the front and the back	A silhouette shape & Uniform the shape of the front and back
(4)	The embody bag	Geometric planarization simplify the daily life objects	Flattened Geometric
(5)	A special necklace	Regularly dividing & Concave shape	Divide into same shapes Negative shape
(6)	A impressive backpack	The surface filled with spheres	Repeated protrusions
(7)	Air/ Water/ Smoke	Transparent/Boundless/Suspended	Transparency/Remove border/Leave off the ground

2.NATURAL 自然的			
Imagination Thinking Memory	What's it?	The reference features which attracted me	Transformation methods
(1)	Chinese architectures structure (puzzles)	Without using the additional parts but using the the structures of the material itself to fix and connect one to each other, very strong and ingenious, outside it seems to be a whole piece	Structure "凹凸" inside to lock the different parts
(2)	Golden line	Unlimited segmentation	1 : 0.618
(3)	Water drop	Flow lines	Smooth curvelines
(4)	Ballet	Extension lines, not to be unrestricted	Straight line Over the boundary
(5)	Jellyfish	Protection cover	Wrap the contents
(6)	Appleslice	The classic shape, the seeds in the center	Symmetrical, one start point, one end point to close the shape

3.Orderly 有序的			
Imagination Thinking Memory	What's it?	The reference features which attracted me	Transformation methods
(1)	Matryoshka	A set of wooden dolls of decreasing size placed one inside the other	Changes in the size range & put one inside another one
(2)	Chinese knot	A continuous line intertwined to get the appearance of geometric veins	Continuous line & Intersperse up and down
(3)	Cabbage	Wrapped in layers, Cover each other	Wrapped in layers, Cover each other
(4)	Tangram (qiaoban 七巧板)	The objective of the puzzle is to place all seven pieces on a flat surface (without any pieces overlapping) to form the same shape as one of the diagrams	Divide and then regroup (without any pieces overlapping)
(5)	One of the chinese calligraphy (lilshu 隶书)	write on the lattice, structure is stationary, strokes are flowing, pictograms	Symmetrical

PROJECT1_SHOES



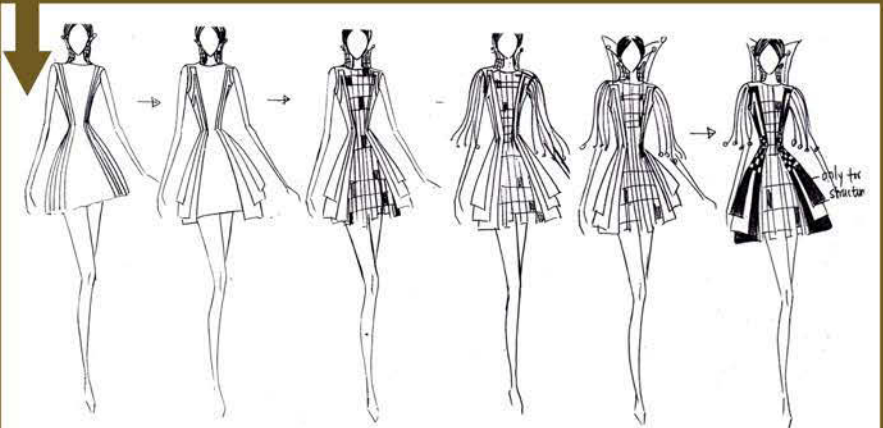
PROJECT2_DRESS for WIND



Catalyst



Paradigm



Four-part definitions of skirt in paradigm: collar, sides of the body, the central of the body, sleeves. Giving different characteristics, based on transform routes to variate, changes in the results

